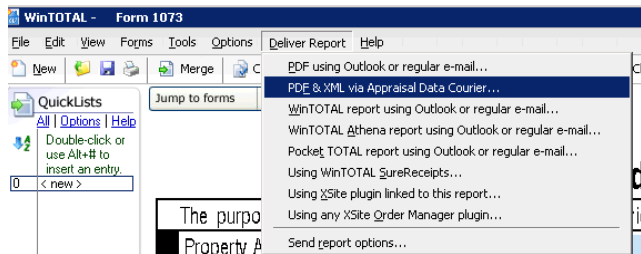
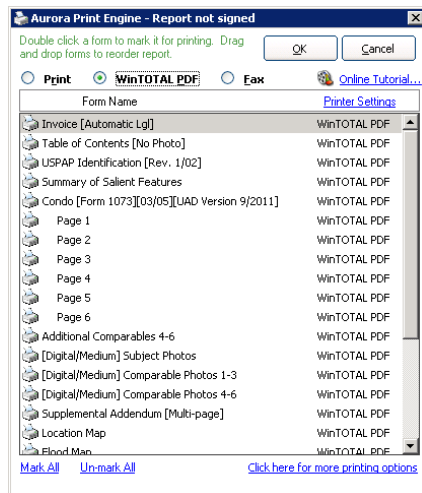


Wintotal users

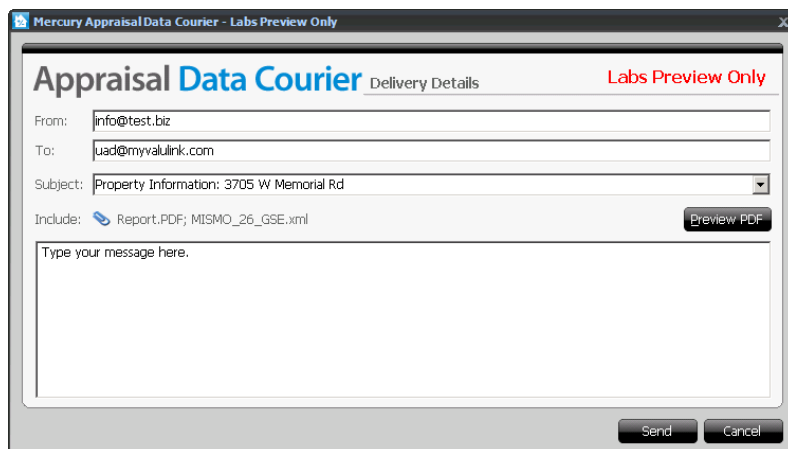
Select Deliver Report -> PDF & XML via Appraisal Data Courier...



Select the pages you need to send, and click OK:

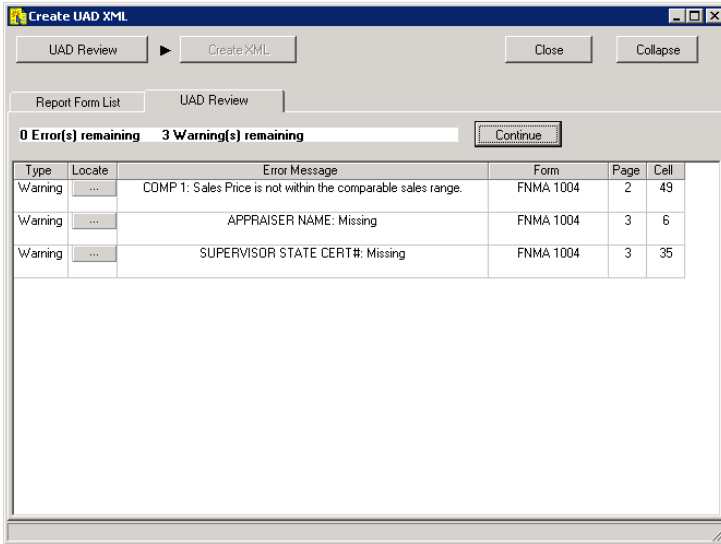


Data Courier window will show including the XML and PDF attachments. Enter a1demo@myvalulink.com as email address for To and your own email address as From. Click **Send**, and you should expect an email notification with the results of processing your UAD file. Please do not respond to that email as it is an automated email.



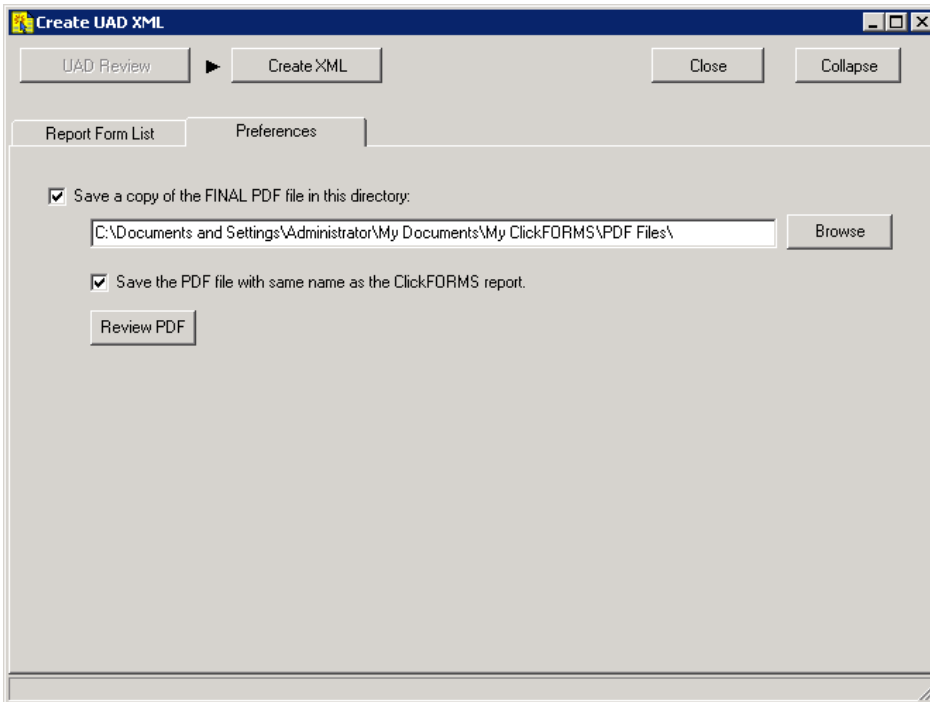
It is also possible to go to the Data Courier web service, download your XML file, then login to <http://www.myvalulink.com/A1Demo/> and upload the file on the order manually.

Click on UAD review



After correcting all errors and warnings, click on Continue.

Click on Create XML and save the file on disk. Then, login to <http://www.myvalulink.com/A1Demo/> and upload the XML file on the order.



The XML may also be attached to an email and sent to a1demo@myvalulink.com and if there are no UAD errors, the files will automatically be uploaded on the order in vusers.com. You should expect an email notification with the results of processing your UAD file. Please do not respond to that email as it is an automated email.